

The Board of Education of School District No. 091 (Nechako Lakes)

Pay transparency report

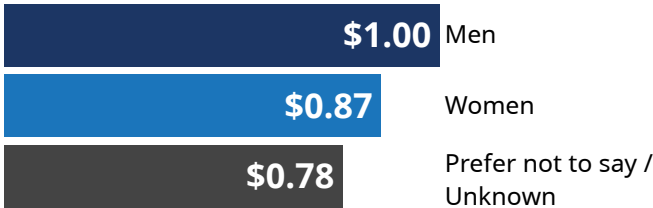
Employer details

Employer:	The Board of Education of School District No. 091 (Nechako Lakes)
Address:	PO Box 129, 153 East Connaught St., Vanderhoof, BC
Reporting Year:	2025
Time Period:	July 1, 2024 - June 30, 2025
NAICS Code:	61 - Educational services
Number of Employees:	300-999



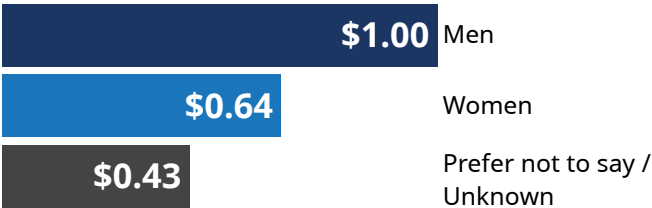
Hourly pay

Mean hourly pay gap¹



In this organization women's average hourly wages are 13% less than men's. For every dollar men earn in average hourly wages, women earn 87 cents in average hourly wages. *

Median hourly pay gap²



In this organization women's median hourly wages are 36% less than men's. For every dollar men earn in median hourly wages, women earn 64 cents in median hourly wages. *

Explanatory notes

1. "Mean hourly pay gap" refers to the differences in pay between gender groups calculated by average pay. Hourly pay does not include bonuses and overtime.
2. "Median hourly pay gap" refers to the differences in pay between gender groups calculated by the mid range of pay for each group. Hourly pay does not include bonuses and overtime.



Overtime pay

Mean overtime pay³

This measure cannot be displayed because there is insufficient data to meet disclosure requirements.

Median overtime pay⁴

This measure cannot be displayed because there is insufficient data to meet disclosure requirements.

Mean overtime paid hours⁵

This measure cannot be displayed because there is insufficient data to meet disclosure requirements.

Median overtime paid hours⁶

This measure cannot be displayed because there is insufficient data to meet disclosure requirements.

Percentage of employees in each gender category receiving overtime pay

This measure cannot be displayed because there is insufficient data to meet disclosure requirements.



Bonus pay

Mean bonus pay⁷

This measure cannot be displayed because there is insufficient data to meet disclosure requirements.

Median bonus pay⁸

This measure cannot be displayed because there is insufficient data to meet disclosure requirements.

Percentage of employees in each gender category receiving bonus pay

This measure cannot be displayed because there is insufficient data to meet disclosure requirements.

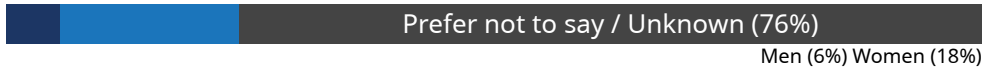
Explanatory notes

3. "Mean overtime pay" refers to overtime pay when averaged for each group.
4. "Median overtime pay" refers to the middle point of overtime pay for each group.
5. "Mean overtime paid hours" refers to the average number of hours of overtime worked for each group.
6. "Median overtime paid hours" refers to the middle point of number of overtime hours worked for each group.
7. "Mean bonus pay" refers to bonus pay when averaged for each group.
8. "Median bonus pay" refers to the middle point of bonus pay for each group.

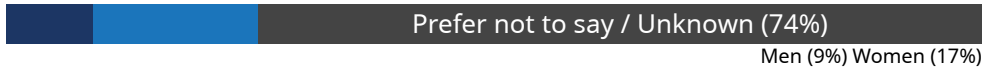


Percentage of each gender in each pay quartile ⁹

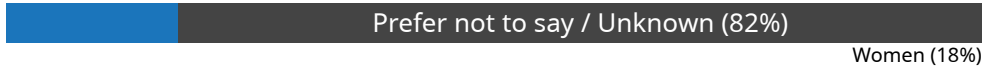
Upper hourly pay quartile (highest paid) †



Upper middle hourly pay quartile †



Lower middle hourly pay quartile †



Lowest hourly pay quartile (lowest paid) †



■ Men
■ Women
■ Prefer not to say / Unknown

In this organization, women occupy 18% of the highest paid jobs and 9% of the lowest paid jobs.

† This pay quartile was reduced to suppress gender categories consisting of less than ten (10) employees.

Explanatory notes

9. "Pay quartile" refers to the percentage of each gender within four equal sized groups based on their hourly pay.

* In accordance with the Pay Transparency Act and reporting rules designed to protect the anonymity and privacy of respondents, one or more gender categories has been excluded due to insufficient numbers to meet disclosure requirements.